



451345C/Revised: January 2020

Cefotetan

for Injection, USP

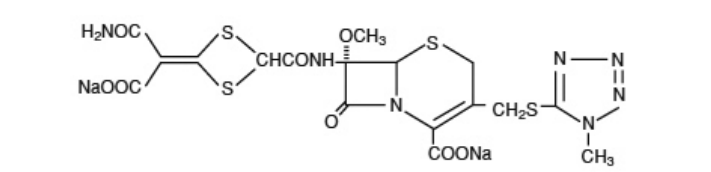
Rx only

For Intravenous or Intramuscular Use

To reduce the development of drug-resistant bacteria and maintain the effectiveness of cefotetan and other antibacterial drugs, cefotetan should be used only to treat or prevent infections that are proven or strongly suspected to be caused by bacteria.

DESCRIPTION:

Cefotetan for Injection, USP, as cefotetan disodium, is a sterile, semisynthetic, broad-spectrum, beta-lactamase resistant, cephalosporin (cephamycin) antibacterial for parenteral administration. It is the disodium salt of [6*R*-(6*α*,7*α*)]-7-[[[4-(2-amino-1-carboxy-2-oxoethylidene)-1,3-dithietan-2-yl]carbonyl]amino]-7-methoxy-3-[[[(1-methyl-1*H*-tetrazol-5-yl)thio]methyl]-8-oxo-5-thia-1-azabicyclo[4.2.0]oct-2-ene-2-carboxylic acid. Structural formula:



C₁₇H₁₅N₇Na₂O₈S₄ **M.W. 619.57**

Cefotetan for Injection, USP is supplied in vials containing 80 mg (3.5 mEq) of sodium per gram of cefotetan activity. It is a white to pale yellow powder which is very soluble in water. Reconstituted solutions of Cefotetan for Injection, USP are intended for intravenous and intramuscular administration. The solution varies from colorless to yellow depending on the concentration. The pH of freshly reconstituted solutions is usually between 4.5 to 6.5.

Cefotetan for Injection, USP is available in two vial strengths. Each 1 gram vial contains cefotetan disodium equivalent to 1 gram cefotetan activity. Each 2 gram vial contains cefotetan disodium equivalent to 2 grams cefotetan activity.

CLINICAL PHARMACOLOGY:

High plasma levels of cefotetan are attained after intravenous and intramuscular administration of single doses to normal volunteers.

PLASMA CONCENTRATIONS AFTER 1 GRAM INTRAVENOUS ^a OR INTRAMUSCULAR DOSE Mean Plasma Concentration (mcg/mL)							
Time After Injection							
Route	15 min	30 min	1 h	2 h	4 h	8 h	12 h
IV	92	158	103	72	42	18	9
IM	34	56	71	68	47	20	9
^a 30-minute infusion							
PLASMA CONCENTRATIONS AFTER 2 GRAM INTRAVENOUS ^a OR INTRAMUSCULAR DOSE Mean Plasma Concentration (mcg/mL)							
Time After Injection							
Route	5 min	10 min	1 h	3 h	5 h	9 h	12 h
IV	237	223	135	74	48	22	12 ^b
IM	—	20	75	91	69	33	19
^a Injected over 3 minutes							
^b Concentrations estimated from regression line							

Repeated administration of cefotetan does not result in accumulation of the drug in normal subjects.

Distribution

Cefotetan is 88% plasma protein bound.

Therapeutic concentrations of cefotetan are achieved in many body tissues and fluids including:

skin	ureter
muscle	bladder
fat	maxillary sinus mucosa
myometrium	tonsil
endometrium	bile
cervix	peritoneal fluid
ovary	umbilical cord serum
kidney	amniotic fluid

Metabolism and Excretion

The plasma elimination half-life of cefotetan is 3 to 4.6 hours after either intravenous or intramuscular administration.

No active metabolites of cefotetan have been detected; however, small amounts (less than 7%) of cefotetan in plasma and urine may be converted to its tautomer, which has antimicrobial activity similar to the parent drug.

In normal patients, from 51% to 81% of an administered dose of cefotetan is excreted unchanged by the kidneys over a 24-hour period, which results in high and prolonged urinary concentrations. Following intravenous doses of 1 gram and 2 grams, urinary concentrations are highest during the first hour and reach concentrations of approximately 1,700 and 3,500 mcg/mL, respectively.

Specific Populations

Patients with Renal impairment

In volunteers with reduced renal function, the plasma half-life of cefotetan is prolonged. The mean terminal half-life increases with declining renal function, from approximately 4 hours in volunteers with normal renal function to about 10 hours in those with moderate renal impairment. There is a linear correlation between the systemic clearance of cefotetan and creatinine clearance. When renal function is impaired, a reduced dosing schedule based on creatinine clearance must be used (see DOSAGE AND ADMINISTRATION).

Geriatric patients

In pharmacokinetic studies of eight elderly patients (greater than 65 years) with normal renal function and six healthy volunteers (aged 25 to 28 years), mean ±SD Total Body Clearance (1.8± 0.1) L/h vs. 1.8± 0.3 L/h) and mean±SD Volume of Distribution (10.4±1.2 vs. 10.3±1.6 L) were similar following administration of a one gram intravenous bolus dose.

Microbiology

Mechanism of Action

Cefotetan is a bactericidal agent that acts by inhibition of bacterial cell wall synthesis. Cefotetan has activity in the presence of some beta-lactamases, both penicillinases and cephalosporinases, of gram-negative and gram-positive bacteria.

Resistance

Resistance to cefotetan is primarily through hydrolysis by some beta-lactamases, alteration of penicillin-binding proteins (PBPs) and decreased permeability.

Antimicrobial Activity

Cefotetan has been shown to be active against most isolates of the following microorganisms both ***in vitro*** and in clinical infections (see INDICATIONS AND USAGE).

Gram-Negative Bacteria

Escherichia coli
Haemophilus influenza
Klebsiella species (including *K. pneumoniae*)
Morganella morganii
Neisseria gonorrhoeae
Proteus mirabilis
Proteus vulgaris
Providencia rettgeri
Serratia marcescens

Gram-Positive Bacteria

Staphylococcus aureus (methicillin-susceptible isolates only)
Staphylococcus epidermidis (methicillin-susceptible isolates only)
Streptococcus agalactiae
Streptococcus pneumoniae
Streptococcus pyogenes
Streptococcus species

Anaerobes

Prevotella bivia
Prevotella disiens
Bacteroides fragilis
Prevotella melaninogenica
Bacteroides vulgatus
Fusobacterium species
Clostridium species

Peptococcus niger
Peptostreptococcus species

The following *in vitro* data are available but their clinical significance is unknown. At least 90 percent of the following bacteria exhibit an *in vitro* minimum inhibitory concentration (MIC) less than or equal to the susceptible breakpoint for cefotetan against isolates of similar genus or organism group. However, the efficacy of cefotetan in treating clinical infections caused by these bacteria has not been established in adequate and well-controlled clinical trials.

Gram-Negative Bacteria

Citrobacter species (including *C. koseri* and *C. freundii*)
Moraxella catarrhalis
Salmonella species
Serratia species
Shigella species
Yersinia enterocolitica

Anaerobes

Porphyromonas asaccharolytica
Prevotella oralis
Bacteroides splanchnicus
Propionibacterium species
Veillonella species

Susceptibility Testing

For specific information regarding susceptibility test interpretive criteria and associated test methods and quality control standards recognized by FDA for this drug, please see: <https://www.fda.gov/STIC>.

INDICATIONS AND USAGE

To reduce the development of drug-resistant bacteria and maintain the effectiveness of cefotetan and other antibacterial drugs, cefotetan should be used only to treat or prevent infections that are proven or strongly suspected to be caused by susceptible bacteria. When culture and susceptibility information are available, they should be considered in selecting or modifying antibacterial therapy. In the absence of such data, local epidemiology and susceptibility patterns may contribute to the empiric selection of therapy.

Treatment

Cefotetan for Injection, USP is indicated for the therapeutic treatment of the following infections when caused by susceptible strains of the designated organisms:

Urinary Tract Infections caused by *E. coli*, *Klebsiella* spp (including *K. pneumoniae*), *Proteus mirabilis*, *Proteus vulgaris*, *Providencia rettgeri*, and *Morganella morganii*).

Lower Respiratory Tract Infections caused by *Streptococcus pneumoniae*, *Staphylococcus aureus* (methicillin-susceptible), *Haemophilus influenzae*, *Klebsiella* species (including *K. pneumoniae*), *E. coli*, *Proteus mirabilis*, and *Serratia marcescens*.*

Skin and Skin Structure Infections due to *Staphylococcus aureus* (methicillin-susceptible), *Staphylococcus epidermidis* (methicillin susceptible), *Streptococcus pyogenes*, *Streptococcus* species, *Escherichia coli*, *Klebsiella pneumoniae*, *Peptococcus niger**, *Peptostreptococcus* species.

Gynecologic Infections caused by *Staphylococcus aureus* (methicillin susceptible), *Staphylococcus epidermidis* (methicillin susceptible), *Streptococcus* species, *Streptococcus agalactiae*, *E. coli*, *Proteus mirabilis*, *Neisseria gonorrhoeae*, *Bacteroides fragilis*, *Prevotella melaninogenica*, *Bacteroides vulgatus*, *Fusobacterium* species*, and gram-positive anaerobic cocci (including *Peptococcus niger* and *Peptostreptococcus* species).

Cefotetan, like other cephalosporins, has no activity against *Chlamydia trachomatis*. Therefore, when cephalosporins are used in the treatment of pelvic inflammatory disease, and *C. trachomatis* is one of the suspected pathogens, appropriate antichlamydial coverage should be added.

Intra-abdominal Infections caused by *E. coli*, *Klebsiella* species (including *K. pneumoniae*), *Streptococcus* species, *Bacteroides fragilis*, *Prevotella melaninogenica*, *Bacteroides vulgatus* and *Clostridium* species (other than *Clostridium difficile* [see WARNINGS])*.

Bone and Joint Infections caused by *Staphylococcus aureus* (methicillin susceptible)*.

* Efficacy for this organism in this organ system was studied in fewer than ten infections in clinical studies

Specimens for bacteriological examination should be obtained in order to isolate and identify causative organisms and to determine their susceptibilities to cefotetan. Therapy may be instituted before results of susceptibility studies are known; however, once these results become available, the antibiotic treatment should be adjusted accordingly.

In cases of confirmed or suspected gram-positive or gram-negative sepsis or in patients with other serious infections in which the causative organism has not been identified, it is possible to use cefotetan concomitantly with an aminoglycoside. Cefotetan combinations with aminoglycosides have been shown to be synergistic *in vitro* against many Enterobacteriaceae and also some other gram-negative bacteria. The dosage recommended in the labeling of both antibiotics may be given and depends on the severity of the infection and the patient's condition.

NOTE: Increases in serum creatinine have occurred when cefotetan was given alone. If cefotetan and an aminoglycoside are used concomitantly, renal function should be carefully monitored, because nephrotoxicity may be potentiated.

Prophylaxis

The preoperative administration of cefotetan may reduce the incidence of certain postoperative infections in patients undergoing surgical procedures that are classified as clean contaminated or potentially contaminated (e.g., cesarean section, abdominal or vaginal hysterectomy, transurethral surgery, biliary tract surgery, and gastrointestinal surgery).

If there are signs and symptoms of infection, specimens for culture should be obtained for identification of the causative organism so that appropriate therapeutic measures may be initiated.

CONTRAINDICATIONS

Cefotetan is contraindicated in patients with a known allergy to the cephalosporin group of antibiotics and in those individuals who have experienced a cephalosporin associated hemolytic anemia.

WARNINGS

BEFORE THERAPY WITH CEFOTETAN IS INSTITUTED, CAREFUL INQUIRY SHOULD BE MADE TO DETERMINE WHETHER THE PATIENT HAS HAD PREVIOUS HYPERSENSITIVITY REACTIONS TO CEFOTETAN DISODIUM, CEPHALOSPORINS, PENICILLINS, OR OTHER DRUGS. IF THIS PRODUCT IS TO BE GIVEN TO PENICILLIN-SENSITIVE PATIENTS, CAUTION SHOULD BE EXERCISED BECAUSE CROSS-HYPERSENSITIVITY AMONG BETA-LACTAM ANTIBIOTICS HAS BEEN CLEARLY DOCUMENTED AND MAY OCCUR IN UP TO 10% OF PATIENTS WITH A HISTORY OF PENICILLIN ALLERGY. IF AN ALLERGIC REACTION TO CEFOTETAN OCCURS, DISCONTINUE THE DRUG. SERIOUS ACUTE HYPERSENSITIVITY REACTIONS MAY REQUIRE TREATMENT WITH EPINEPHRINE AND OTHER EMERGENCY MEASURES, INCLUDING OXYGEN, INTRAVENOUS FLUIDS, INTRAVENOUS ANTIHISTAMINES, CORTICOSTEROIDS, PRESSOR AMINES, AND AIRWAY MANAGEMENT, AS CLINICALLY INDICATED.

AN IMMUNE MEDIATED HEMOLYTIC ANEMIA HAS BEEN OBSERVED IN PATIENTS RECEIVING CEPHALOSPORIN CLASS ANTIBIOTICS. SEVERE CASES OF HEMOLYTIC ANEMIA, INCLUDING FATALITIES, HAVE BEEN REPORTED IN ASSOCIATION WITH THE ADMINISTRATION OF CEFOTETAN. SUCH REPORTS ARE UNCOMMON. THERE APPEARS TO BE AN INCREASED RISK OF DEVELOPING HEMOLYTIC ANEMIA ON CEFOTETAN RELATIVE TO OTHER CEPHALOSPORINS OF AT LEAST 3 FOLD. IF A PATIENT DEVELOPS ANEMIA ANYTIME WITHIN 2 TO 3 WEEKS SUBSEQUENT TO THE ADMINISTRATION OF CEFOTETAN, THE DIAGNOSIS OF A CEPHALOSPORIN ASSOCIATED ANEMIA SHOULD BE CONSIDERED AND THE DRUG STOPPED UNTIL THE ETIOLOGY IS DETERMINED WITH CERTAINTY. BLOOD TRANSFUSIONS MAY BE CONSIDERED AS NEEDED (see **CONTRAINDICATIONS**).

PATIENTS WHO RECEIVE COURSES OF CEFOTETAN FOR TREATMENT OR PROPHYLAXIS OF INFECTIONS SHOULD HAVE PERIODIC MONITORING FOR SIGNS AND SYMPTOMS OF HEMOLYTIC ANEMIA INCLUDING A MEASUREMENT OF HEMATOLOGICAL PARAMETERS WHERE APPROPRIATE.

Clostridium difficile associated diarrhea (CDAD) has been reported with use of nearly all antibacterial agents, including cefotetan, and may range in severity from mild diarrhea to fatal colitis. Treatment with antibacterial agents alters the normal flora of the colon leading to overgrowth of *C. difficile*.

C. difficile produces toxins A and B which contribute to the development of CDAD. Hypertoxin producing strains of *C. difficile* cause increased morbidity and mortality, as these infections can be refractory to antimicrobial therapy and may require colectomy. CDAD must be considered in all patients who present with diarrhea following antibiotic use. Careful medical history is necessary since CDAD has been reported to occur over two months after the administration of antibacterial agents.

If CDAD is suspected or confirmed, ongoing antibiotic use not directed against *C. difficile* may need to be discontinued. Appropriate fluid and electrolyte management, protein supplementation, antibiotic treatment of *C. difficile*, and surgical evaluation should be instituted as clinically indicated.

In common with many other broad-spectrum antibiotics, cefotetan may be associated with a fall in prothrombin activity and, possibly, subsequent bleeding. Those at increased risk include patients with renal or hepatobiliary impairment or poor nutritional state, the elderly, and patients with cancer. Prothrombin time should be monitored and exogenous vitamin K administered as indicated.

PRECAUTIONS

General

Prescribing cefotetan in the absence of proven or strongly suspected bacterial infection or a prophylactic indication is unlikely to provide benefit to the patient and increases the risk of the development of drug-resistant bacteria.

As with other broad-spectrum antibiotics, prolonged use of cefotetan may result in overgrowth of nonsusceptible organisms. Careful observation of the patient is essential. If superinfection does occur during therapy, appropriate measures should be taken.

Cefotetan should be used with caution in individuals with a history of gastrointestinal disease, particularly colitis.

Information for Patients

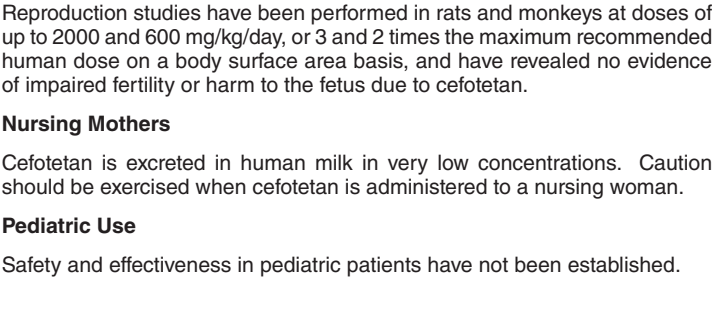
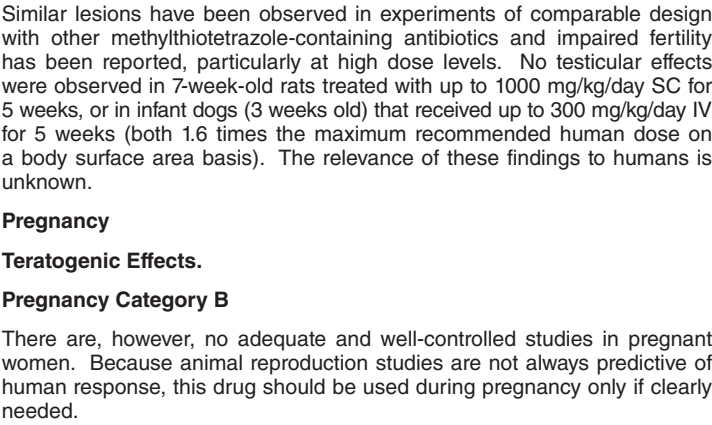
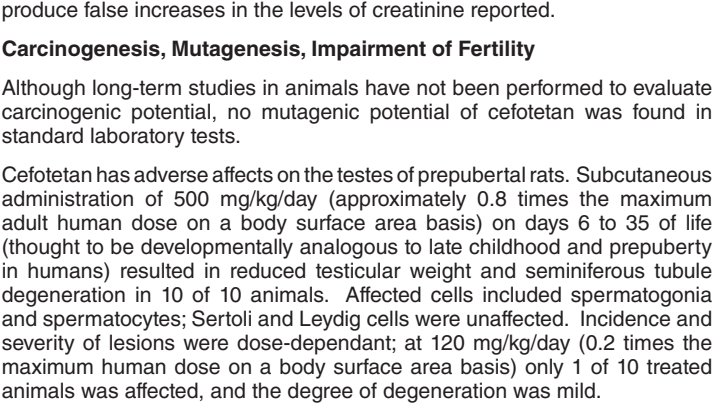
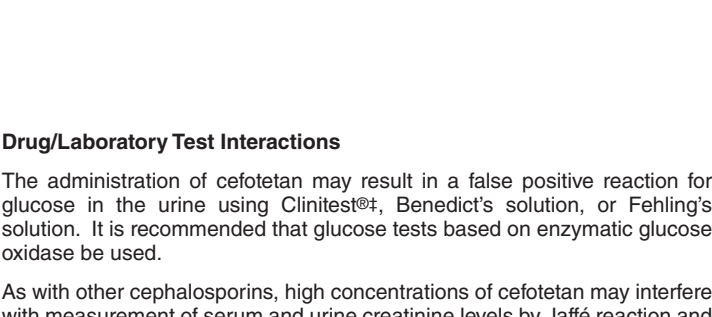

Diarrhea is a common problem caused by antibiotics which usually ends when the antibiotic is discontinued. Sometimes after starting treatment with antibiotics, patients can develop watery and bloody stools (with or without stomach cramps and fever) even as late as two or more months after having taken the last dose of the antibiotic. If this occurs, patients should contact their physician as soon as possible.

Patients should be counseled that antibacterial drugs, including cefotetan, should only be used to treat bacterial infections. They do not treat viral infections (e.g., the common cold). When cefotetan is prescribed to treat a bacterial infection, patients should be told that although it is common to feel better early in the course of therapy, the medication should be taken exactly as directed. Skipping doses or not completing the full course of therapy may (1) decrease the effectiveness of the immediate treatment and (2) increase the likelihood that bacteria will develop resistance and will not be treatable by Cefotetan for Injection, USP or other antibacterial drugs in the future.

As with some other cephalosporins, a disulfiram-like reaction characterized by flushing, sweating, headache, and tachycardia may occur when alcohol (beer, wine, etc.) is ingested within 72 hours after Cefotetan for Injection, USP administration. Patients should be cautioned about the ingestion of alcoholic beverages following the administration of cefotetan.

Drug Interactions

Increases in serum creatinine have occurred when cefotetan was given alone. If cefotetan and an aminoglycoside are used concomitantly, renal function should be carefully monitored, because nephrotoxicity may be potentiated.



Geriatric Use

Of the 925 subjects who received cefotetan in clinical studies, 492 (53%) were 60 years and older, while 76 (8%) were 80 years and older. No overall differences in safety or effectiveness were observed between these subjects and younger subjects, and the other reported clinical experience has not identified differences in responses between elderly and younger patients, but greater sensitivity of some older individuals cannot be ruled out.

This drug is known to be substantially excreted by the kidney, and the risk of toxic reactions to this drug may be greater in patients with impaired renal function. Because elderly patients are more likely to have decreased renal function, care should be taken in dose selection, and it may be useful to monitor renal function (see DOSAGE AND ADMINISTRATION, **Impaired Renal Function**).

ADVERSE REACTIONS

In clinical studies, the following adverse effects were considered related to cefotetan therapy. Those appearing in italics have been reported during postmarketing experience.

Gastrointestinal: symptoms occurred in 1.5% of patients, the most frequent were diarrhea (1 in 80) and nausea (1 in 700); *pseudomembranous colitis*. Onset of pseudomembranous colitis symptoms may occur during or after antibiotic treatment or surgical prophylaxis (see **WARNINGS**).

Hematologic: laboratory abnormalities occurred in 1.4% of patients and included eosinophilia (1 in 200), positive direct Coombs test (1 in 250), and thrombocytosis (1 in 300); *agranulocytosis, hemolytic anemia, leukopenia, thrombocytopenia, and prolonged prothrombin time with or without bleeding*.

Hepatic: enzyme elevations occurred in 1.2% of patients and included a rise in ALT (SGPT) (1 in 150), AST (SGOT) (1 in 300), alkaline phosphatase (1 in 700), and LDH (1 in 700).

Hypersensitivity: reactions were reported in 1.2% of patients and included rash (1 in 150) and itching (1 in 700); *anaphylactic reactions and urticaria*.

Local: effects were reported in less than 1% of patients and included phlebitis at the site of injection (1 in 300), and discomfort (1 in 500).

Renal: *Elevations in BUN and serum creatinine have been reported.*

Urogenital: *Nephrotoxicity has rarely been reported.*

Miscellaneous: *Fever*

In addition to the adverse reactions listed above which have been observed in patients treated with cefotetan, the following adverse reactions and altered laboratory tests have been reported for cephalosporin-class antibiotics: pruritus, Stevens-Johnson syndrome, erythema multiforme, toxic epidermal necrolysis, vomiting, abdominal pain, colitis, superinfection, vaginitis including vaginal candidiasis, renal dysfunction, toxic nephropathy, hepatic dysfunction including cholestasis, aplastic anemia, hemorrhage, elevated bilirubin, pancytopenia, and neutropenia.

Several cephalosporins have been implicated in triggering seizures, particularly in patients with renal impairment, when the dosage was not reduced (see **DOSAGE AND ADMINISTRATION** and **OVERDOSAGE**). If seizures associated with drug therapy occur, the drug should be discontinued. Anticonvulsant therapy can be given if clinically indicated.

To report **SUSPECTED ADVERSE REACTIONS**, contact Fresenius Kabi, USA LLC at 1-800-551-7176 or FDA at 1-800-FDA-1088 or www.fda.gov/medwatch.

OVERDOSAGE:

Information on overdosage with cefotetan in humans is not available. If overdosage should occur, it should be treated symptomatically and hemodialysis considered, particularly if renal function is compromised.

DOSAGE AND ADMINISTRATION:

Treatment

The usual adult dosage is 1 gram (g) or 2 grams of Cefotetan for Injection, USP administered intravenously or intramuscularly. Proper dosage and route of administration should be determined by the condition of the patient, severity of the infection, and susceptibility of the causative organism.

General Guidelines for Dosage of Cefotetan for Injection, USP		
Type of Infection	Daily Dose	Frequency and Route
Urinary Tract	1 g to 4 g	500 mg every 12 hours intravenous or intramuscular 1 or 2 g every 24 hours intravenous or intramuscular 1 or 2 g every 12 hours intravenous or intramuscular
Skin & Skin Structure Mild - Moderate ^a	2 g	2 g every 24 hours intravenous 1 g every 12 hours intravenous or intramuscular
Severe	4 g	2 g every 12 hours intravenous
Other Sites	2 to 4 g	1 or 2 g every 12 hours intravenous or intramuscular
Severe	4 grams	2 g every 12 hours intravenous
Life-Threatening	6 grams ^b	3 g every 12 hours intravenous
^a <i>Klebsiella pneumoniae</i> skin and skin structure infections should be treated with 1 or 2 grams every 12 hours intravenous or intramuscular.		
^b Maximum daily dosage should not exceed 6 grams.		

If *Chlamydia trachomatis* is a suspected pathogen in gynecologic infections, appropriate antichlamydial coverage should be added, since cefotetan has no activity against this organism.

Prophylaxis

To prevent postoperative infection in clean contaminated or potentially contaminated surgery in adults, the recommended dosage is 1 or 2 g of Cefotetan for Injection, USP administered once, intravenously, 30 to 60 minutes prior to surgery. In patients undergoing cesarean section, the dose should be administered as soon as the umbilical cord is clamped.

Impaired Renal Function

When renal function is impaired, a reduced dosage schedule must be employed. The following dosage guidelines may be used.

DOSAGE GUIDELINES FOR PATIENTS WITH IMPAIRED RENAL FUNCTION		
Creatinine Clearance mL/min	Dose	Frequency
Greater than 30	Usual Recommended Dosage*	Every 12 hours
10 to 30	Usual Recommended Dosage*	Every 24 hours
Less than 10	Usual Recommended Dosage*	Every 48 hours
* Dose determined by the type and severity of infection, and susceptibility of the causative organism.		

Alternatively, the dosing interval may remain constant at 12 hour intervals, but the dose reduced to one-half the usual recommended dose for patients with a creatinine clearance of 10 to 30 mL/min, and one-quarter the usual recommended dose for patients with a creatinine clearance of less than 10 mL/min.

When only serum creatinine levels are available, creatinine clearance may be calculated from the following formula. The serum creatinine level should represent a steady state of renal function.

Males:
$$\frac{\text{Weight (kg)} \times (140 - \text{age})}{72 \times \text{serum creatinine (mg/100 mL)}}$$

Females: 0.85 x value for males

Cefotetan is dialyzable and it is recommended that for patients undergoing intermittent hemodialysis, one-quarter of the usual recommended dose be given every 24 hours on days between dialysis and one-half the usual recommended dose on the day of dialysis.

Preparation of Solution

For Intravenous Use

Reconstitute with Sterile Water for Injection. Shake to dissolve and let stand until clear.

Vial Size	Amount of Diluent Added (mL)	Approximate Withdrawable Volume (mL)	Approximate Average Concentration (mg/mL)
1 gram	10	10.5	95
2 gram	10 to 20	11 to 21	182 to 95

For Intramuscular Use

Reconstitute with Sterile Water for Injection; Bacteriostatic Water for Injection; Sodium Chloride Injection 0.9%, USP; 0.5% Lidocaine HCl; or 1% Lidocaine HCl. Shake to dissolve and let stand until clear.

Vial Size	Amount of Diluent Added (mL)	Approximate Withdrawable Volume (mL)	Approximate Average Concentration (mg/mL)
1 gram	2	2.5	400
2 gram	3	4	500

Intravenous Administration

The intravenous route is preferable for patients with bacteremia, bacterial septicemia, or other severe or life-threatening infections, or for patients who may be poor risks because of lowered resistance resulting from such debilitating conditions as malnutrition, trauma, surgery, diabetes, heart failure, or malignancy, particularly if shock is present or impending.

For intermittent intravenous administration, a solution containing 1 gram or 2 grams of Cefotetan for Injection, USP in Sterile Water for Injection can be injected over a period of three to five minutes. Using an infusion system, the solution may also be given over a longer period of time through the tubing system by which the patient may be receiving other intravenous solutions. Butterfly® or scalp vein-type needles are preferred for this type of infusion. However, during infusion of the solution containing Cefotetan for Injection, USP, it is advisable to discontinue temporarily the administration of other solutions at the same site.

NOTE: Solutions of cefotetan must not be admixed with solutions containing aminoglycosides. If cefotetan and aminoglycosides are to be administered to the same patient, they must be administered separately and not as a mixed injection.

Intramuscular Administration

As with all intramuscular preparations, Cefotetan for Injection, USP should be injected well within the body of a relatively large muscle such as the upper outer quadrant of the buttock (i.e., gluteus maximus); aspiration is necessary to avoid inadvertent injection into a blood vessel.

Compatibility and Stability

Frozen samples should be thawed at room temperature before use. After the periods mentioned below, any unused solutions or frozen material should be discarded. **DO NOT REFREEZE.**

NOTE: Solutions of Cefotetan for Injection, USP must not be admixed with solutions containing aminoglycosides. If Cefotetan for Injection, USP and aminoglycosides are to be administered to the same patient, they must be administered separately and not as a mixed injection. **DO NOT ADD SUPPLEMENTARY MEDICATION.**

Cefotetan for Injection, USP reconstituted as described above (see **DOSAGE AND ADMINISTRATION, Preparation of Solution**) maintains satisfactory potency for 24 hours at room temperature (25°C/77°F), for 96 hours under refrigeration (5°C/41°F), and for at least 1 week in the frozen state (-20°C/-4°F). After reconstitution and subsequent storage in disposable glass or plastic syringes, Cefotetan for Injection, USP is stable for 24 hours at room temperature and 96 hours under refrigeration.

NOTE: Parenteral drug products should be inspected visually for particulate matter and discoloration prior to administration whenever solution and container permit.

HOW SUPPLIED

Cefotetan for Injection, USP is a dry, white to pale yellow powder supplied in vials containing cefotetan disodium equivalent to 1 g and 2 g cefotetan activity for intravenous and intramuscular administration. The vials should be stored at 20° to 25°C (68° to 77° F) [see USP Controlled Room Temperature]. **PROTECT FROM LIGHT.**

The container closure is not made with natural rubber latex.

The following packages are available:

Product Code	Unit of Sale	Strength	Each
308510	NDC 63323-385-10 Unit of 10	1 gram per vial	NDC 63323-385-01 10 mL single dose vial
308620	NDC 63323-386-20 Unit of 10	2 grams per vial	NDC 63323-386-01 20 mL single dose vial

The brand names mentioned in this document are the trademarks of their respective owners.

Manufactured for:



Lake Zurich, IL 60047

Made in Italy

www.fresenius-kabi.com/us

451345C

Revised: January 2020